

PLEASE CHECK WWW.MOLEX.COM FOR LATEST PART INFORMATION

Part Number: [0521511710](#)
Status: **Active**
Description: 2.00mm (.079") Pitch Wire Trap, Pull-Cover Style, Right Angle, 17 Circuits

Documents:

[3D Model](#) [Product Specification PS-52147-001 \(PDF\)](#)
[Drawing \(PDF\)](#) [RoHS Certificate of Compliance \(PDF\)](#)

Agency Certification

UL E29179

General

Product Family Ribbon Cable / Wire Trap Connectors
 Series [52151](#)
 Comments Pull-Cover
 Component Type One Piece
 Glow-Wire Compliant No
 Product Name Board-In, Wire Trap

Physical

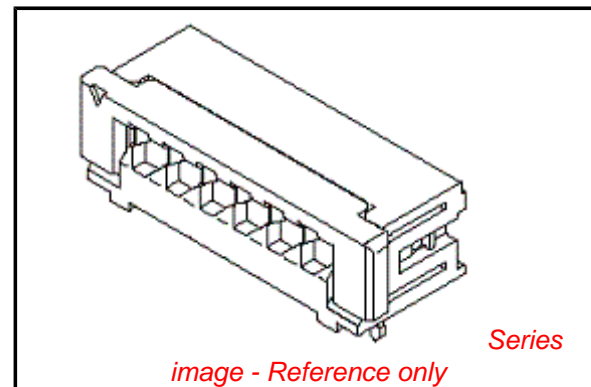
Circuits (Loaded) 17
 Entry Angle 90° Angle
 Flammability 94V-0
 Lock to Mating Part None
 Material - Metal Phosphor Bronze
 Material - Plating Mating Tin
 Material - Plating Termination Tin
 Number of Rows 1
 PCB Retention Yes
 PCB Thickness Recommended (in) 0.062 In
 PCB Thickness Recommended (mm) 1.60 mm
 Packaging Type Tray
 Pitch - Mating Interface (in) 0.079 In
 Pitch - Mating Interface (mm) 2.00 mm
 Plating min: Mating (µin) 36
 Plating min: Mating (µm) 0.90
 Plating min: Termination (µin) 36
 Plating min: Termination (µm) 0.90
 Polarized to Mating Part N/A
 Polarized to PCB No
 Stackable No
 Surface Mount Compatible (SMC) No
 Temperature Range - Operating -40°C to +105°C
 Termination Interface: Style Through Hole - Kinked Pin
 Wire Insulation Diameter 1.60mm (.063") max.
 Wire Size AWG 26
 Wire/Cable Type Ribbon Cable

Electrical

Current - Maximum per Contact 2A
 Voltage - Maximum 150V

Material Info

Reference - Drawing Numbers



EU RoHS

**ELV and RoHS
Compliant**
**REACH SVHC
Contains SVHC: No**
**Halogen-Free
Status**

China RoHS



Not Reviewed

**Need more information on product
environmental compliance?**

Email productcompliance@molex.com
 For a multiple part number RoHS Certificate of
 Compliance, [click here](#)

Please visit the [Contact Us](#) section for any
 non-product compliance questions.

Search Parts in this Series

[52151Series](#)

Mates With

N/A

Use With

Topcoated ribbon cable

Product Specification

Sales Drawing

PS-52147-001, RPS-52147-001, RPS-52147-002,
RPS-52147-003, RPS-52147-004, RPS-52151-001,
RPS-52151-002, RPS-52151-003
SD-52151-**10

This document was generated on 04/16/2010

PLEASE CHECK WWW.MOLEX.COM FOR LATEST PART INFORMATION

回路番号1用マーク
CKT.NO.1 SIDE

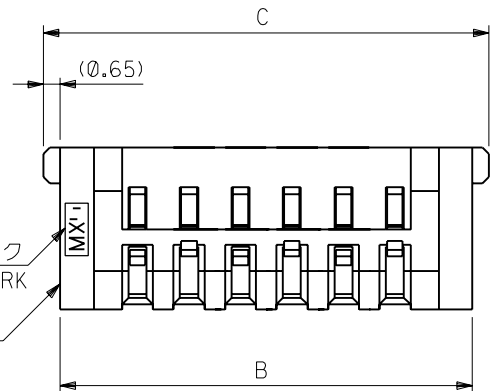
アクチュエータ
ACTUATOR

3.3±0.5

2 (ピッチ)
(PITCH)
0.6

3

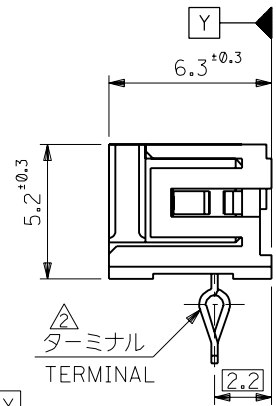
⊕ ∅ 1 X Y



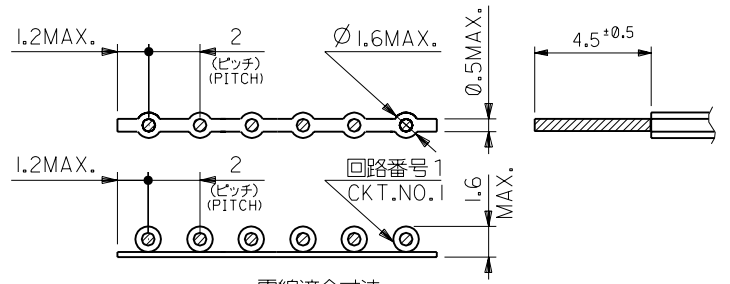
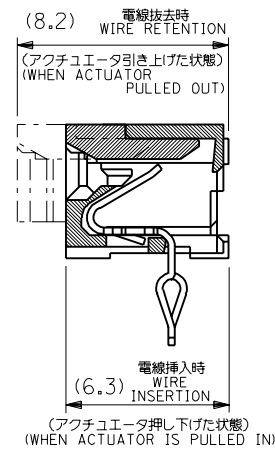
トレードマーク
TRADE MARK
ハウジング
HOUSING

注記
NOTES

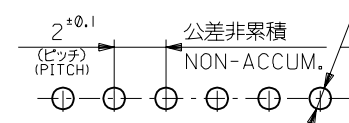
- 1 使用材料 : MATERIAL
ハウジング : PBT (ガラス繊維入), UL94V-0. (白)
HOUSING : PBT (GLASS FILLED), UL94V-0. (WHITE)
アクチュエータ : PBT (ガラス繊維入), UL94V-0. (白)
ACTUATOR : PBT (GLASS FILLED), UL94V-0. (WHITE)
ターミナル : リン青銅、錫メッキ (t=0.25)
TERMINAL : PHOS-BRO, TIN-PLATED (t=0.25)
- 2 種のみキック無しとする。
NO KINK APPLIED FOR 2 CKTS ONLY.
- 3 生産国 (トレードマーク) : 日本 (MXJ-大和)
MALAYSIA (MXL)
PLACE OF MANUFACTURE (TRADE-MARK):
JAPAN (MXJ-YAMATO)
MALAYSIA (MXL)



ターミナル
TERMINAL



電線適合寸法
RECOMMENDED WIRE DIM.



基板取付穴推奨寸法 (t=1.6)
RECOMMENDED P.C.BOARD HOLE DIM.

39.3	38	32	52151-1710	17
37.3	36	30	-1610	16
35.3	34	28	-1510	15
33.3	32	26	-1410	14
31.3	30	24	-1310	13
29.3	28	22	-1210	12
27.3	26	20	-1110	11
25.3	24	18	-1010	10
23.3	22	16	-0910	9
21.3	20	14	-0810	8
19.3	18	12	-0710	7
17.3	16	10	-0610	6
15.3	14	8	-0510	5
13.3	12	6	-0410	4
11.3	10	4	-0310	3
9.3	8	2	52151-0210	2
C	B	A	ENG.NO.	極致

材料 MATERIAL	注記参照 SEE NOTES
仕上げ FINISH	//
適用電線範囲 WIRE RANGE	AWG #26 (コート線) (TOP-COAT WIRE)
被覆外径 INS. RANGE	図中参照 SEE DRAWING
DRAWN BY '95/08/29 S.MATSUZAKI	CHK'D BY '01/09/20 S.KUNISHI
APP'D BY '01/09/20 T.YAMAGUCHI	尺度 SCALE 5:1

角度 ANGLE	±3°
30以上 OVER	+0.3
10以上 30未満 UNDER	+0.25
10未満 UNDER	+0.2
一般公差 GENERAL TOLERANCES	

記号 LTR	変更内容 REVISION RECORD	日付 DATE	DR. CHK.
E	変更 (J2002-0663)	'01/09/20	R.S. S.K.
D	変更 (JC80230)	'97/09/12	S.N. M.F.
C	再作図 (JC60127)	'95/08/29	S.M. H.H.

材料 MATERIAL	注記参照 SEE NOTES
仕上げ FINISH	//
適用電線範囲 WIRE RANGE	AWG #26 (コート線) (TOP-COAT WIRE)
被覆外径 INS. RANGE	図中参照 SEE DRAWING
DRAWN BY '95/08/29 S.MATSUZAKI	CHK'D BY '01/09/20 S.KUNISHI
APP'D BY '01/09/20 T.YAMAGUCHI	尺度 SCALE 5:1

molex MOLEX-JAPAN CO.,LTD.
日本モレックス株式会社

REVISE ONLY ON CAD SYSTEM

TITLE 名称
2.0 NEW MINI
WIRE TRAP CONN.(R/A)

DWG. NO. SD-52151-***10 REV E